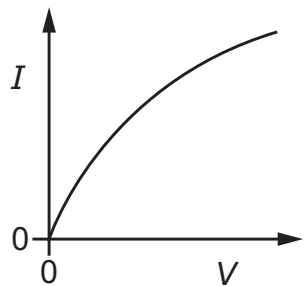
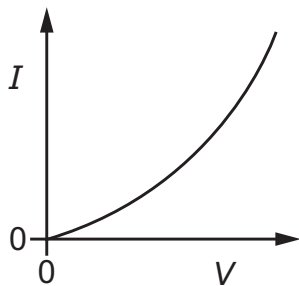


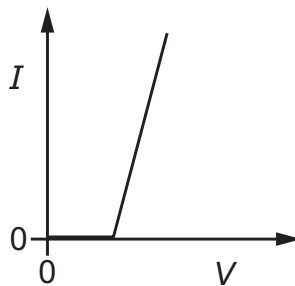
- 33** The graphs show possible current–voltage ( $I$ – $V$ ) characteristics for a filament lamp and for a semiconductor diode.



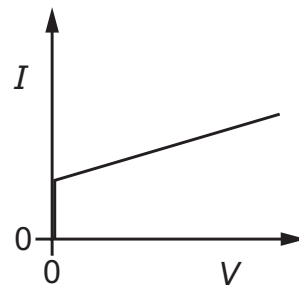
P



Q



R



S

Which row identifies the  $I$ – $V$  graphs for the lamp and for the diode?

	filament lamp	semiconductor diode
<b>A</b>	P	R
<b>B</b>	P	S
<b>C</b>	Q	R
<b>D</b>	Q	S